

GUIDE A – Downloading Visual Content

1. Decide what material you would like to download. Be selective as you can always come back later to download more.
2. Downloading still images
Most online images will let you right click and then save the image to your computer.
3. Downloading Videos
There are a number of different ways to download videos for your video essay. The first way is to install the 'download helper' for Firefox web browser. Remember to check the quality of the videos you are using. Once it has installed this icon should appear at the top right hand corner of your browser.



By clicking on this icon, a window will open up showing a list of sites that you can download videos from. Remember when downloading content that other people have created; you need to be aware of copyright restrictions.

If you are not using Firefox as your web browser, there are some websites that will download videos from the URL that you provide.

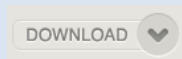
<http://keepvid.com/>
<http://www.clipconverter.cc/>

One site that specifically directs you to copyright free media is Creative Commons.
<http://search.creativecommons.org/>

Another way to download videos is by visiting sites that store content specifically for collaboration purposes.

HitRecord (<http://www.hitrecord.org/>) is a website that allows you to browse through different media and download them for editing purposes.

You can download videos and music directly off the site without any need for add ons or the use of other websites.



However, in order to download from HitRecord, you must first make an account with them. This does not cost anything.

4. Downloading audio.
A number of the sites listed above also provide audio files available for download. Another site that contains a lot of copyright-free music is SoundCloud.
<https://soundcloud.com/>
To find copyright free music on SoundCloud

To install the download helper on firefox, first google download helper.

Video DownloadHelper - Add-ons for Firefox - Mozilla Add-ons
<https://addons.mozilla.org/en-US/firefox/addon/video-downloadhelper/>
★★★★★ Rating: 4.5 - 4,041 votes - Free
Aug 13, 2013 - Just surf the Web as you are used to, when DownloadHelper can do something for you, the icon gets animated and a menu allows ...
Firefox Add-ons - Versions - Reviews :: Add-ons for - Reviews

Select the link that says 'Add-ons for Firefox'

This will take you to a new page where you have the option to add it to firefox.

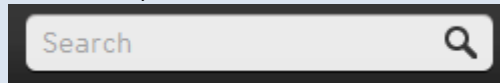
 + Add to Firefox

Select this and it should automatically install as an option on your browser.

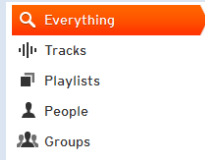
To search for content on creative commons, first type what you are looking for into the search bar. For example, 'jazz', 'animation', 'flowers' etc.
Next click on the site that you want to search on. Creative Commons provides a number of different sites for video, music and pictures. This will take you to a list of search results, for example, images of flowers, that are licensed for your use in mash ups.

follow these steps.

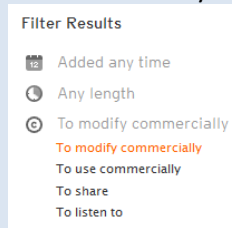
- Search the type of music (jazz, hip-hop, Cuban) in the search bar.



- Select 'Tracks'



- Select 'To listen to'
- Finally, select 'To modify commercially'



This should filter your results to songs that are available for use in editing

Finally, you might want to use sound effects. There are a number of websites that offer free sound effects for download.

<http://www.soundjay.com/>

<http://www.freesfx.co.uk/>

<http://www.freesound.org/browse/tags/sound-effects/>

If you have iMovie, the sound library has a number of sound effects available copyright-free..

5. Once you have all of your content downloaded it is time to edit it together. For information on how to do this with either Windows Movie Maker or iMovie, please refer to Guide B.

Be conscious of using other people's ideas. While a video essay incorporates a variety of creative outputs the coherent theme or argument should be your own.

Text: Greer Fyfe and Miriam Ross

Design: Greer Fyfe

License: Attribution-ShareAlike

CC BY-SA

